



**Apostolos Stamatelopoulos**  
Newcastle Jets

Age  
**25**  
09.04.1999

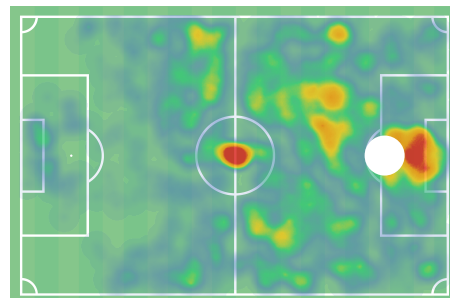
Strong foot  
 Right

Birth country  
 Australia

Height  
**184**  
cm

Passport country  
 Australia, Greece

Weight  
**84**  
kg



## CAREER OVERVIEW

### 2026 Canada/Mexico/USA

	Team	Minutes played	Appearances / Starting lineup	Yellow / Red cards
AFC World Cup Qualifiers	Australia	30	1	0 / 0

### 2023

Australia Cup	Newcastle Jets	65	1	1 / 0
---------------	----------------	----	---	-------

### 2023/2024

A-League	Newcastle Jets	2303	25 / 25	5 / 0
----------	----------------	------	---------	-------

### 2022/2023

Super League	PAS Giannina	505	17 / 4	0 / 0
--------------	--------------	-----	--------	-------

### 2021/2022

Super League 2	Rodos	1360	16 / 15	3 / 0
----------------	-------	------	---------	-------

### 2020/2021

A-League	Newcastle Jets	965	13 / 10	2 / 0
----------	----------------	-----	---------	-------

### 2019/2020

A-League	Western United	345	12 / 2	1 / 0
----------	----------------	-----	--------	-------



### 2018

Australia Cup	Adelaide United	162	3 / 2	1 / 0
---------------	-----------------	-----	-------	-------

### 2018/2019

A-League	Adelaide United	424	7 / 5	1 / 1
----------	-----------------	-----	-------	-------

## 2018 Indonesia

	Team	Minutes played	Appearances / Starting lineup	Yellow / Red cards
 AFC U19 Championship	 Australia U19	323	4 / 3	2 / 0

## 2017/2018

 A-League	 Adelaide United	260	2	0 / 0
 National Youth League	 Adelaide United U21	90	1 / 1	0 / 0



### Goals

		↓ Total	Avg. per 90	xG
1	<b>A. Taggart</b> Perth Glory	20	0.75	20.01
2	<b>B. Fornaroli</b> Melbourne Victory	18	0.67	17.95
3	<b>A. Stamatelopoulos</b> Newcastle Jets	17	0.66	15.03
4	<b>H. Ibusuki</b> Adelaide United	15	0.8	11.66
5	<b>K. Barbarouses</b> Wellington Phoenix	13	0.43	10.59
6	<b>T. Arslan</b> Melbourne City	12	0.53	10.03
7	<b>J. Lolley</b> Sydney	12	0.41	12.10
8	<b>V. Germain</b> Macarthur	12	0.4	11.87

### Shots

		↓ Total	Avg. per 90	xG/Shot
1	<b>J. Lolley</b> Sydney	134	4.61	0.09
2	<b>A. Taggart</b> Perth Glory	112	4.19	0.18
3	<b>B. Fornaroli</b> Melbourne Victory	90	3.35	0.20
4	<b>N. Irankunda</b> Adelaide United	75	3.68	0.08
5	<b>A. Stamatelopoulos</b> Newcastle Jets	73	2.85	0.21
6	<b>T. Arslan</b> Melbourne City	71	3.12	0.14
7	<b>Fábio Gomes</b> Sydney	64	2.97	0.20
8	<b>R. Mak</b> Sydney	64	2.9	0.15

### Crosses

		↓ Avg. per 90	Accuracy, %
1	<b>J. Cavallo</b> Adelaide United	10.19	41.67
57	<b>M. Di Pizio</b> Central Coast Mariners	0.64	0
58	<b>A. Parsons</b> Brisbane Roar	0.58	0
59	<b>M. Antonsson</b> Western Sydney Wanderers	0.48	20
60	<b>A. Stamatelopoulos</b> Newcastle Jets	0.47	41.67
61	<b>B. Fornaroli</b> Melbourne Victory	0.41	27.27
62	<b>N. Botić</b> Western United	0.38	16.67
63	<b>A. Badolato</b> Western Sydney Wanderers	0.36	66.67

### Second assists

		↓ Total	Third assists
1	<b>A. Cáceres</b> Sydney	5	0
15	<b>B. Kraev</b> Wellington Phoenix	1	1
16	<b>J. Maclaren</b> Melbourne City	1	1
17	<b>D. Arzani</b> Melbourne Victory	1	1
18	<b>A. Stamatelopoulos</b> Newcastle Jets	1	1
19	<b>T. Waddingham</b> Brisbane Roar	1	0
20	<b>S. Mauk</b> Adelaide United	1	0
21	<b>A. Taggart</b> Perth Glory	1	0

### Assists

		↓ Total	Avg. per 90	xA
1	<b>J. Lolley</b> Sydney	8	0.28	9.12
31	<b>D. Ball</b> Wellington Phoenix	2	0.1	3.46
32	<b>N. Velupillay</b> Melbourne Victory	2	0.1	3.19
33	<b>R. Mak</b> Sydney	2	0.09	4.80
34	<b>A. Stamatelopoulos</b> Newcastle Jets	2	0.08	1.73
35	<b>J. Maclaren</b> Melbourne City	2	0.08	1.71
36	<b>B. Kraev</b> Wellington Phoenix	2	0.07	3.51
37	<b>B. Fornaroli</b> Melbourne Victory	2	0.07	1.60

### Passes

		↓ Avg. per 90	Accuracy, %
1	<b>F. Bérenguer</b> Brisbane Roar	46.52	89.28
48	<b>J. Gorman</b> Perth Glory	17.65	70
49	<b>R. Brownlie</b> Brisbane Roar	17.43	77.05
50	<b>L. Jovanovic</b> Adelaide United	17.13	79.7
51	<b>A. Stamatelopoulos</b> Newcastle Jets	16.96	75.58
52	<b>H. Ibusuki</b> Adelaide United	16.93	83.02
53	<b>J. Markovski</b> Brisbane Roar	16.88	72.22
54	<b>D. Wenzel-Halls</b> Central Coast Mariners	16.77	70.73

### Shot assists

		↓ Avg. per 90
1	<b>J. Lolley</b> Sydney	2.92
55	<b>S. Colakovski</b> Perth Glory	0.53
56	<b>H. Ibusuki</b> Adelaide United	0.53
57	<b>M. Ruhs</b> Western United	0.48
58	<b>A. Stamatelopoulos</b> Newcastle Jets	0.43
59	<b>R. Bonevacia</b> Melbourne Victory	0.39
60	<b>J. Markovski</b> Brisbane Roar	0.38
61	<b>O. Zawada</b> Wellington Phoenix	0.38

### Touches in penalty area

		↓ Avg. per 90
1	<b>M. Toure</b> Adelaide United	6.92
38	<b>J. Vidic</b> Newcastle Jets	4.09
39	<b>Z. Sapsford</b> Western Sydney Wanderers	4.01
40	<b>B. Folami</b> Melbourne Victory	4
41	<b>A. Stamatelopoulos</b> Newcastle Jets	3.95
42	<b>B. Mazzeo</b> Melbourne City	3.91
43	<b>M. Ruhs</b> Western United	3.85
44	<b>U. Dávila</b> Macarthur	3.82



### Received passes

↓ Avg. per 90

1	<b>F. Bérenguer</b> Brisbane Roar	37.21
57	<b>Fábio Gomes</b> Sydney	10.86
58	<b>A. Taggart</b> Perth Glory	10.81
59	<b>M. Ruhs</b> Western United	10.64
60	<b>A. Stamatelopoulos</b> Newcastle Jets	10.04
61	<b>T. Buhagiar</b> Newcastle Jets	9.94
62	<b>A. Parsons</b> Brisbane Roar	9.81
63	<b>M. Caputo</b> Melbourne City	9.61

### Offensive duels

↓ Avg. per 90 Success, %

1	<b>M. Toure</b> Adelaide United	20.08	39.66
44	<b>Fábio Gomes</b> Sydney	7.47	32.92
45	<b>M. Di Pizio</b> Central Coast Mariners	7.34	28.99
46	<b>A. Nabbout</b> Melbourne City	7.33	35
47	<b>A. Stamatelopoulos</b> Newcastle Jets	7.23	40
48	<b>A. Badolato</b> Western Sydney Wanderers	6.9	39.66
49	<b>M. Antonsson</b> Western Sydney Wanderers	6.81	31.69
50	<b>F. Bérenguer</b> Brisbane Roar	6.81	27.72

### Progressive runs

↓ Avg. per 90 Avg. progression, m

1	<b>N. Irankunda</b> Adelaide United	6.03	151.09
46	<b>D. Ball</b> Wellington Phoenix	1.07	43.48
47	<b>A. Goodwin</b> Newcastle Jets	1.05	22.64
48	<b>B. Fornaroli</b> Melbourne Victory	1.04	34.98
49	<b>A. Stamatelopoulos</b> Newcastle Jets	1.02	28.36
50	<b>J. Reec</b> Central Coast Mariners	1.01	29.32
51	<b>R. Edmondson</b> Central Coast Mariners	1	32.53
52	<b>A. Kuol</b> Central Coast Mariners	0.98	25.57

### Recoveries in final third

↓ Avg. per 90

1	<b>J. Vidic</b> Newcastle Jets	3.41
57	<b>N. Rukavytasya</b> Western United	0.97
58	<b>H. Ibusuki</b> Adelaide United	0.96
59	<b>J. Markovski</b> Brisbane Roar	0.94
60	<b>A. Stamatelopoulos</b> Newcastle Jets	0.94
61	<b>E. Adams</b> Melbourne Victory	0.93
62	<b>B. Fornaroli</b> Melbourne Victory	0.93
63	<b>M. Antonsson</b> Western Sydney Wanderers	0.91

### Received long passes

↓ Avg. per 90

1	<b>M. Jakoliš</b> Melbourne City	4.37
12	<b>C. Armiento</b> Brisbane Roar	2.38
13	<b>K. Barbarouses</b> Wellington Phoenix	2.34
14	<b>E. Adams</b> Melbourne Victory	2.33
15	<b>A. Stamatelopoulos</b> Newcastle Jets	2.19
16	<b>C. Ikonmidis</b> Melbourne Victory	2.19
17	<b>N. Amanatidis</b> Sydney	2.18
18	<b>B. Halloran</b> Adelaide United	2

### Dribbles

↓ Avg. per 90 Success, %

1	<b>M. Toure</b> Adelaide United	11.77	44.12
67	<b>F. Conchie</b> Wellington Phoenix	1.39	20
68	<b>A. Goodwin</b> Newcastle Jets	1.35	66.67
69	<b>O. Zawada</b> Wellington Phoenix	1.26	40
70	<b>A. Stamatelopoulos</b> Newcastle Jets	1.21	64.52
71	<b>J. Reec</b> Central Coast Mariners	1.14	22.22
72	<b>M. Antonsson</b> Western Sydney Wanderers	1.01	76.19
73	<b>N. Rukavytasya</b> Western United	0.78	50

### Progressive passes

↓ Avg. per 90 Avg. progression, m

1	<b>J. Cavallo</b> Adelaide United	10.19	82.2
43	<b>M. Glasson</b> Sydney	2.41	55.41
44	<b>J. Markovski</b> Brisbane Roar	2.25	48.82
45	<b>T. Buhagiar</b> Newcastle Jets	2.15	42.07
46	<b>A. Stamatelopoulos</b> Newcastle Jets	2.11	38.9
47	<b>R. Edmondson</b> Central Coast Mariners	2.11	28.3
48	<b>J. Anasmo</b> Perth Glory	1.94	46.05
49	<b>M. Caputo</b> Melbourne City	1.89	46.89

### Counterpressing recoveries

↓ Avg. per 90

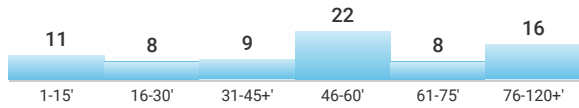
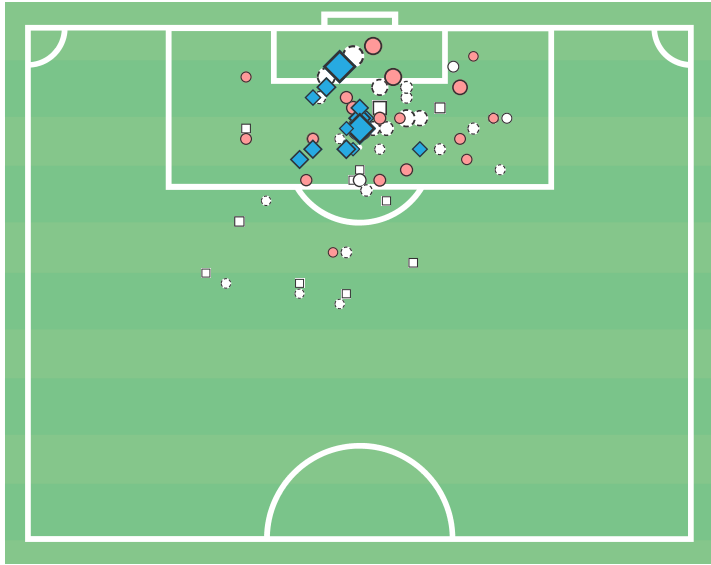
1	<b>F. Conchie</b> Wellington Phoenix	3.89
60	<b>M. Ruhs</b> Western United	1.56
61	<b>R. Edmondson</b> Central Coast Mariners	1.56
62	<b>R. Mak</b> Sydney	1.54
63	<b>A. Stamatelopoulos</b> Newcastle Jets	1.52
64	<b>L. Jovanovic</b> Adelaide United	1.44
65	<b>B. Borrello</b> Western Sydney Wanderers	1.41
66	<b>N. Amanatidis</b> Sydney	1.31

Player rankings for attacking players (forwards, wing-forwards, attacking midfielders) in A-League 2023/2024. Displaying players with more than 90 minutes played in season.

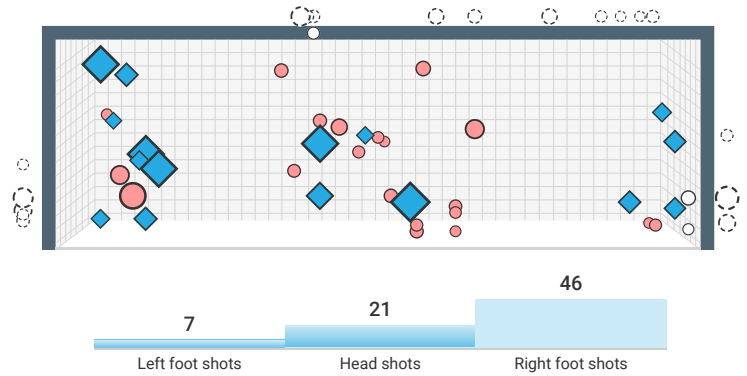


### Shots

◆ Goal ● On goal ○ Wide ○ On post □ Blocked

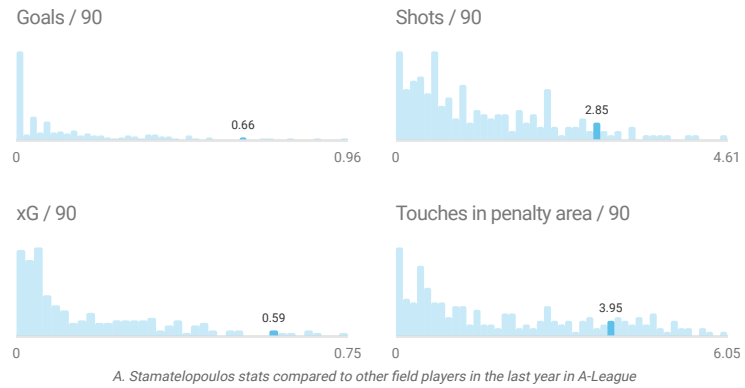
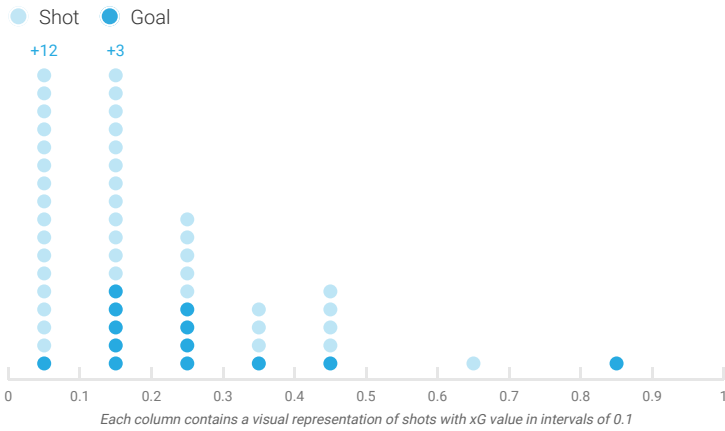


Player's shots in the last calendar year



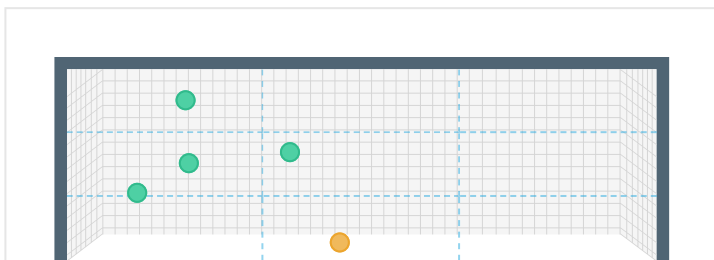
	Shots / on target	↓ xG	Goals	Goal conversion
<b>Total</b>	<b>74 / 37</b> 50%	<b>15.08</b>	<b>17</b>	<b>23%</b>
Inside penalty area	56 / 31 55.4%	10.81	13	23.2%
Outside penalty area	13 / 1 7.7%	0.47	0	0%
After crosses	5 / 1 20%	1.00	0	0%
After set pieces	16 / 9 56.3%	3.12	3	18.8%
DFKs and penalties	7 / 5 71.4%	3.80	4	57.1%

### xG bucket distribution

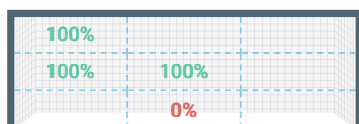


### Penalties taken

● Scored ● Saved ● Missed



#### PENALTY CONVERSION



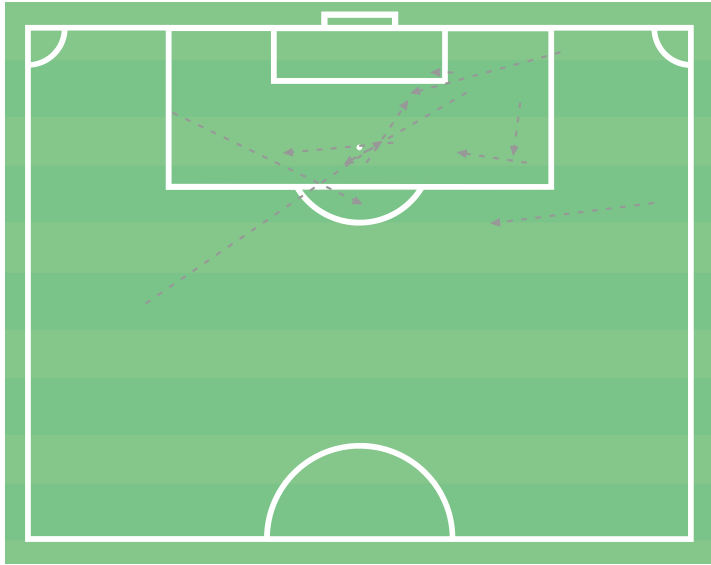
Showing all penalties taken from 2015

Date	Match	Goalkeeper	Outcome
25.02.2024	Newcastle Jets 2 – 2 Macarthur	F. Kurto	●
11.02.2024	Western Sydney Wanderers 3 – 3 Newcastle Jets	T. Harper	●
03.02.2024	Newcastle Jets 1 – 1 Melbourne Victory	P. Izzo	●
16.12.2023	Newcastle Jets 2 – 2 Perth Glory	C. Cook	●
09.12.2023	Wellington Phoenix 0 – 3 Newcastle Jets	A. Paulsen	●



### Shot assists

— Assist    - - Shot assist

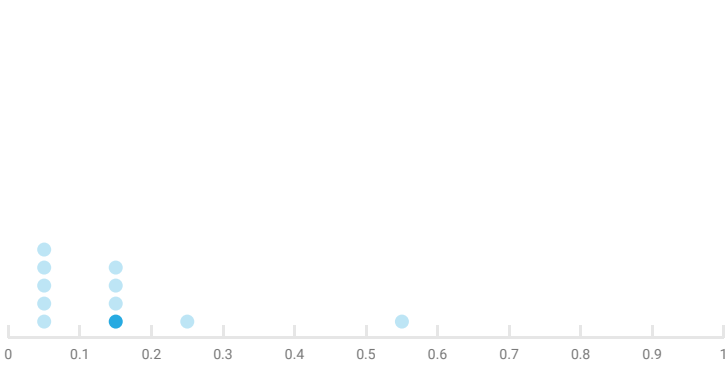


Player's shot assists in the last calendar year

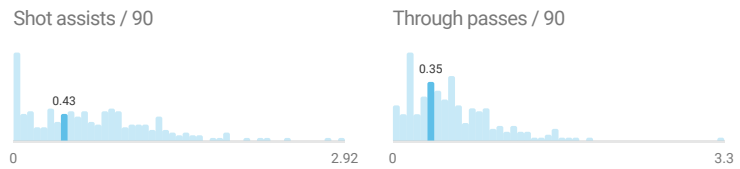
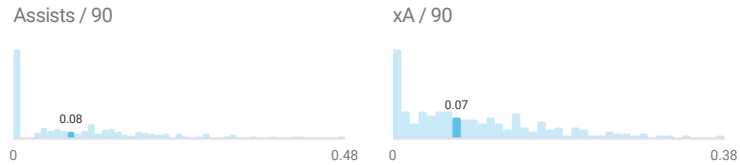
Receiver	Shot assists	xA	Assists
T. Buhagiar	2	0.64	0
L. Bayliss	3	0.38	0
J. Vidic	1	0.27	0
C. Taylor	2	0.17	0
S. Sutton	1	0.09	0
D. Ingham	1	<0.01	0

### xA bucket distribution

● Shot    ● Goal



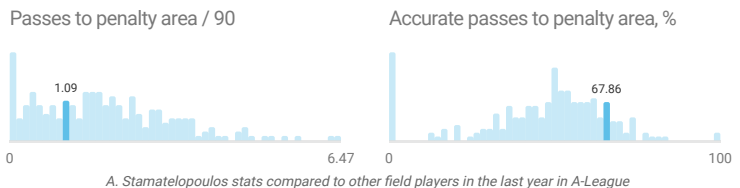
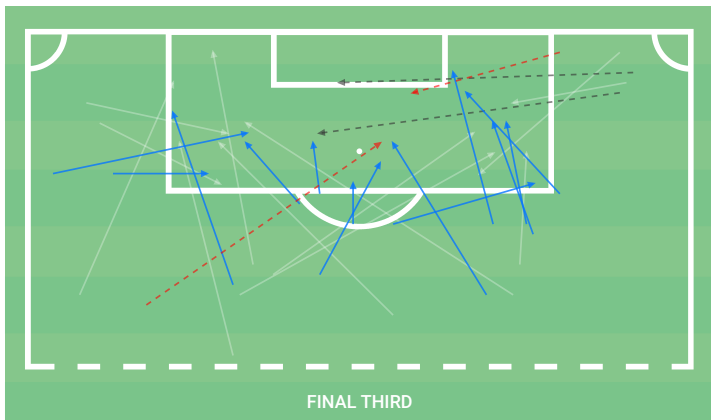
Each column contains a visual representation of shot assists with xA value in intervals of 0.1



A. Stamatopoulos stats compared to other field players in the last year in A-League

### Penalty area deliveries

— Pass    - - Cross    - - Key pass    - - Carry



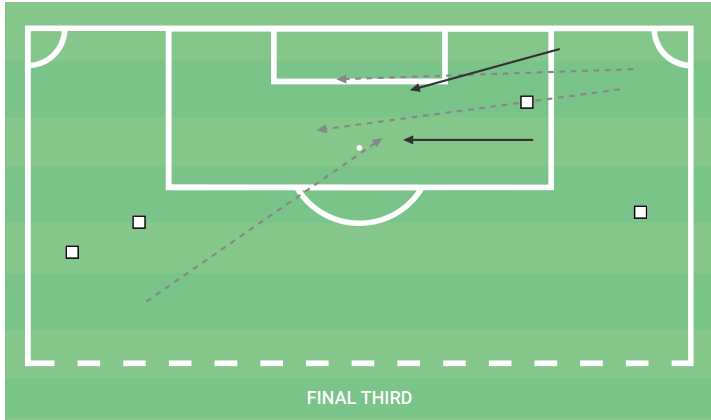
A. Stamatopoulos stats compared to other field players in the last year in A-League

	Passes / accurate	Crosses / accurate	Key passes	Carries
Left flank	5 / 5 100%	3 / 1 33.3%	1	3
Center	4 / 3 75%	-	0	5
Right flank	7 / 4 57.1%	5 / 3 60%	1	5
<b>Total</b>	<b>16 / 12 75%</b>	<b>8 / 4 50%</b>	<b>2</b>	<b>13</b>



### Crosses

□ Unsuccessful -- High cross — Ground cross



Flank	Crosses / successful	Ground crosses / cutbacks	xA	Assists
Left	3 / 1 33.3%	-	0.09	-
Right	6 / 4 66.7%	3 / 1	0.27	-
<b>Total</b>	<b>9 / 5 55.6%</b>	<b>3 / 1</b>	<b>0.36</b>	<b>-</b>

Crosses / 90



Accurate crosses / 90

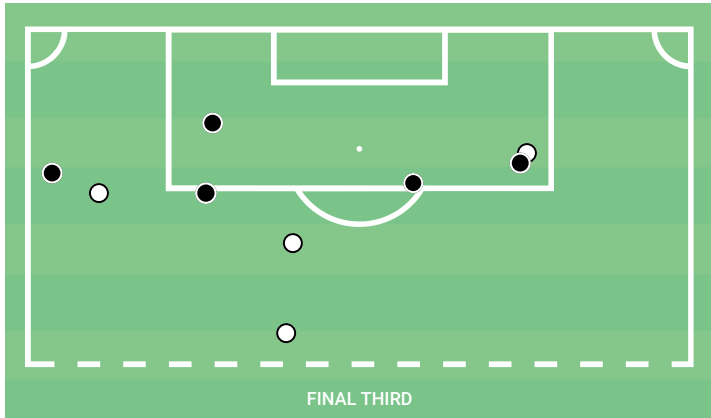


A. Stamatelopoulos stats compared to other field players in the last year in A-League

Receiver	Crosses / ground	Shot assists	xA	Assists
L. Bayliss	2 / 0	1	0.09	-
T. Buhagiar	1 / 1	-	-	-
J. Vidic	1 / 1	1	0.27	-
L. Mauragis	1 / 0	-	-	-

### Dribbles in final third

○ Kept possession ● Followed by a shot



Dribbles / 90



Successful dribbles / 90

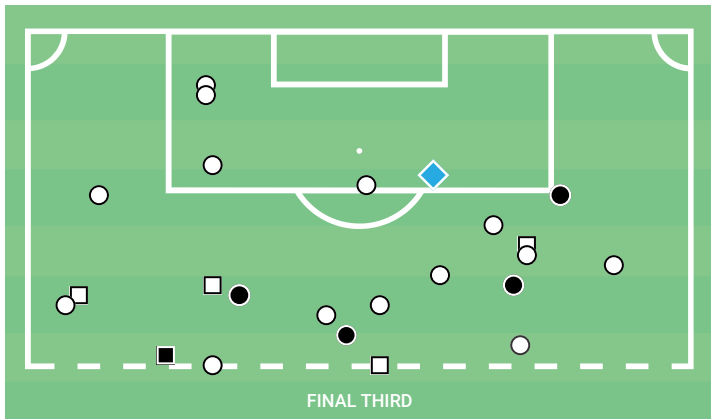


A. Stamatelopoulos stats compared to other field players in the last year in A-League

Opponent position	Dribbles / kept possession	Shots after / on target	xG	Goals after
CB	9 / 5 55.6%	2 / 0	0.06	-
RB	4 / 3 75%	2 / 0	0.12	-
CMF	2 / 1 50%	1 / 0	0.04	-
GK	1 / 0%	-	-	-
<b>Total</b>	<b>16 / 9 56.3%</b>	<b>5 / 0</b>	<b>0.22</b>	<b>-</b>

### Recoveries in final third

○ Counterpressing □ Positional pressing ● With shot ◆ Goal



Recoveries in final third / 90



Dangerous recoveries / 90



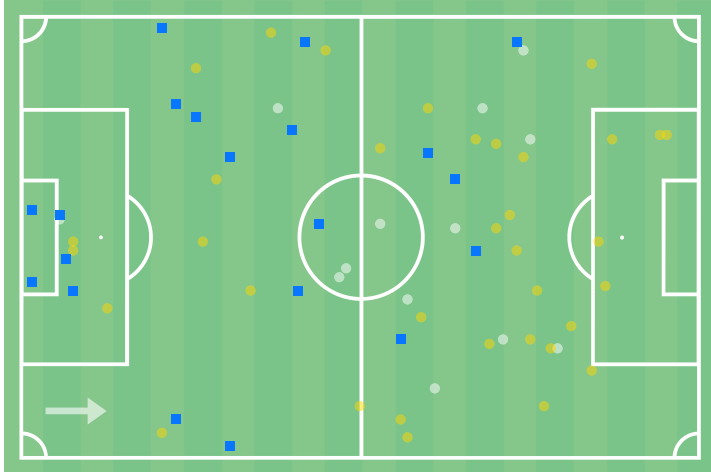
A. Stamatelopoulos stats compared to other field players in the last year in A-League

Zone	Recoveries	Shots after / on target	xG	Goals after
Zone 14	14	4 / 1	0.22	-
Penalty area	5	1 / 1	0.25	1
Left flank	3	-	-	-
Right flank	2	1 / 0	0.10	-
<b>Total</b>	<b>24</b>	<b>6 / 2</b>	<b>0.58</b>	<b>1</b>



### Recoveries

● Positioning ● Counterpressing ■ Interception



Recoveries / 90



Counterpressing recoveries / 90

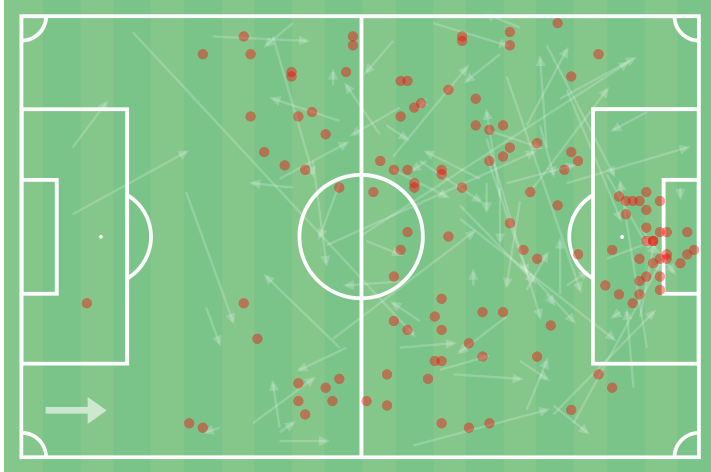


A. Stamatelopoulos stats compared to other field players in the last year in A-League

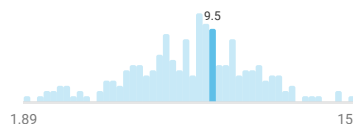
Third	Recoveries	Counterpressing	Interceptions	Sliding tackles
Own third	19	10	11	0
Central third	23	11	7	0
Final third	26	20	2	0
<b>Total</b>	<b>68</b>	<b>41</b>	<b>20</b>	<b>0</b>

### Losses

— Inaccurate pass ● Lost duel



Losses / 90



Losses index

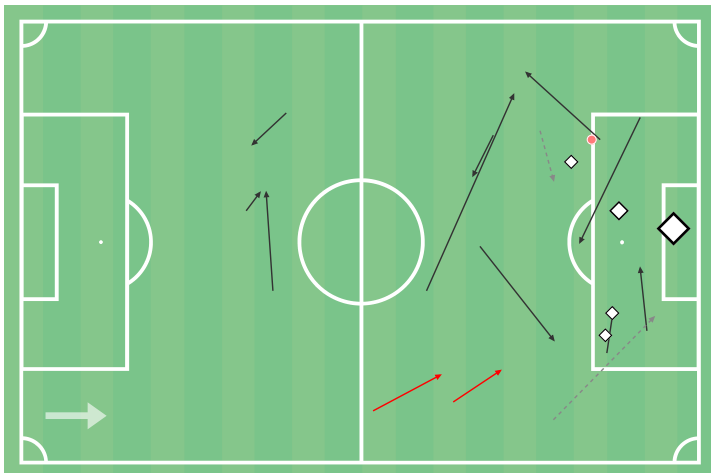


A. Stamatelopoulos stats compared to other field players in the last year in A-League

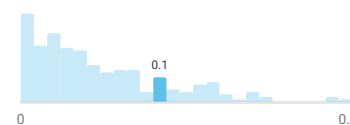
Third	Losses
Own third	13
Central third	90
Final third	106
<b>Total</b>	<b>209</b>

### Actions in counterattacks

— Accurate pass - - Inaccurate pass — Acceleration ● Lost dribble ◇ Shot



xGChain in counterattacks / 90



% of xGChain in counterattacks



A. Stamatelopoulos stats compared to other field players in the last year in A-League

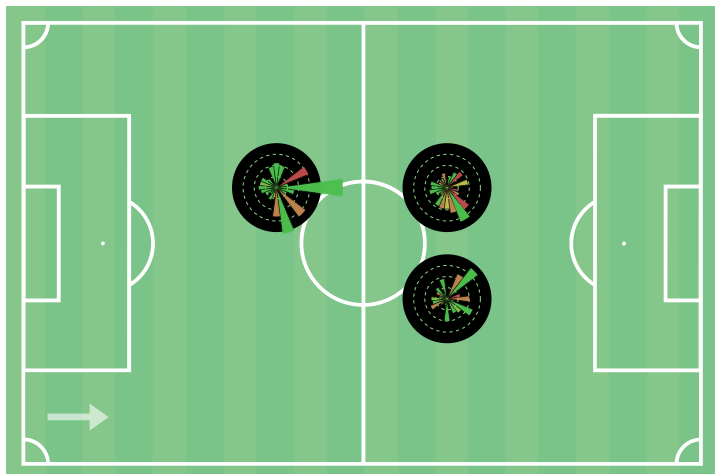




## Passing in key areas

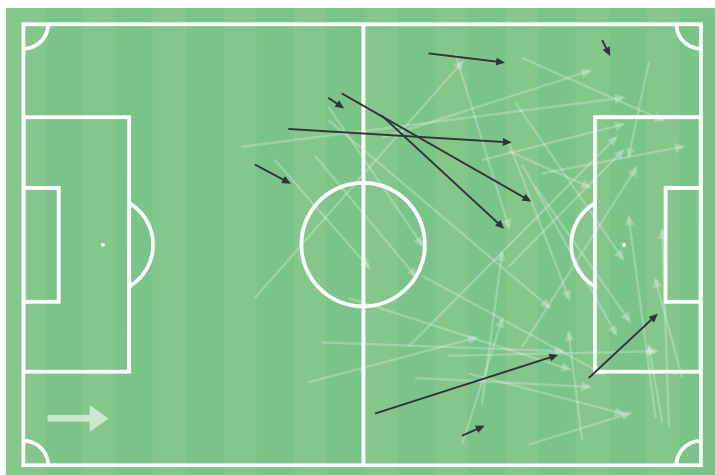
Rays show directions and average pass length for zones with more than 10% of all passes

● Accuracy 0-50% ● 50-70% ● 70-80% ● 80-90% ● 90-100%



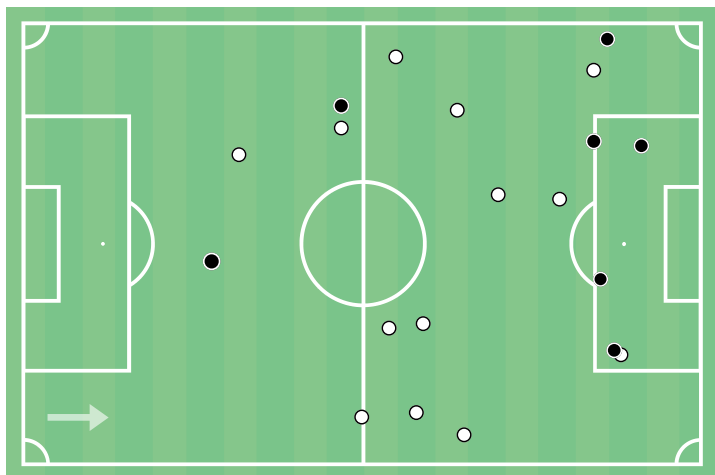
## Ball progression

— Progressive pass — Progressive run



## Dribbles

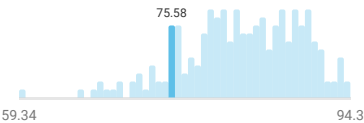
○ Kept possession ● Followed by a shot



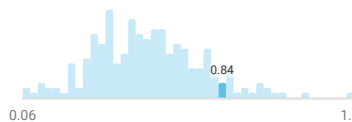
Passes / 90



Pass accuracy, %



xGChain / 90



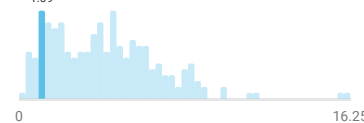
xGBuildup / 90



Forward passes / 90



Passes to final third / 90



A. Stamatelopoulos stats compared to other field players in the last year in A-League

Progressive passes / 90



Progressive runs / 90



A. Stamatelopoulos stats compared to other field players in the last year in A-League

Distance	Prog. passes / accurate
0-20m	21 / 6 28.6%
20-30m	22 / 18 81.8%
30-40m	7 / 7 100%
40m+	5 / 4 80%
<b>Total</b>	<b>55 / 35 63.6%</b>

Events after prog. runs	
Loss	74.1%
Accurate pass	11.1%
Shot	3.7%
Assist	3.7%

Dribbles / 90



Successful dribbles / 90



A. Stamatelopoulos stats compared to other field players in the last year in A-League

Opponent position	Dribbles / kept possession	Shots after / on target	xG	Goals after
CB	16 / 11 68.8%	2 / 0	0.06	-
RB	5 / 4 80%	3 / 0	0.21	-
CMF	5 / 3 60%	2 / 1	0.22	-
DMF	1 / 100%	-	-	-
LB	1 / 100%	-	-	-
<b>Total</b>	<b>29 / 20 69%</b>	<b>7 / 1</b>	<b>0.49</b>	-



Match	Minutes played	Total actions / successful	Goals	Assists	Shots / on target	xG	Passes / accurate	Crosses / accurate	Dribbles / successful	Duels / won	Aerial duels / won	Yellow / Red cards
Australia - Palestine 5:0 11.06.2024	30	18 / 7 38.9%	-	-	-	-	5 / 4 80%	-	-	6 / 3 50%	-	-
Newcastle Jets - Central Coast Mariners 1:3 27.04.2024	96	63 / 24 38.1%	1	-	2 / 1 50%	0.20	18 / 12 66.7%	-	4 / 2 50%	29 / 11 37.9%	9 / 1 11.1%	-
Newcastle Jets - Wellington Phoenix 1:1 19.04.2024	100	59 / 26 44.1%	-	-	5 / 0 0%	0.34	21 / 13 61.9%	-	2 / 2 100%	25 / 12 48%	8 / 4 50%	-
Brisbane Roar - Newcastle Jets 0:2 13.04.2024	97	47 / 15 31.9%	1	-	3 / 2 66.7%	0.34	9 / 8 88.9%	-	-	22 / 5 22.7%	2 / 1 50%	-
Newcastle Jets - Sydney 3:1 07.04.2024	100	55 / 27 49.1%	1	1	4 / 2 50%	0.59	19 / 14 73.7%	-	2 / 1 50%	21 / 10 47.6%	5 / 2 40%	-
Melbourne City - Newcastle Jets 0:0 30.03.2024	100	48 / 23 47.9%	-	-	2 / 1 50%	0.14	16 / 13 81.3%	1 / 1 100%	-	25 / 9 36%	7 / 2 28.6%	-
Newcastle Jets - Adelaide United 0:1 15.03.2024	102	60 / 23 38.3%	-	-	3 / 2 66.7%	0.43	16 / 10 62.5%	1 / 0 0%	3 / 2 66.7%	23 / 11 47.8%	6 / 1 16.7%	-
Perth Glory - Newcastle Jets 2:2 09.03.2024	97	63 / 31 49.2%	-	-	4 / 2 50%	0.52	18 / 16 88.9%	-	1 / 1 100%	28 / 13 46.4%	9 / 2 22.2%	-
Newcastle Jets - Central Coast Mariners 0:1 02.03.2024	97	50 / 25 50%	-	-	3 / 1 33.3%	0.12	16 / 9 56.3%	-	-	27 / 15 55.6%	10 / 5 50%	-
Newcastle Jets - Macarthur 2:2 25.02.2024	97	58 / 26 44.8%	1	-	4 / 1 25%	0.94	19 / 15 78.9%	1 / 0 0%	-	23 / 10 43.5%	3 / 2 66.7%	-
Western United - Newcastle Jets 2:0 16.02.2024	98	50 / 27 54%	-	-	3 / 2 66.7%	0.61	13 / 11 84.6%	1 / 1 100%	4 / 2 50%	25 / 12 48%	5 / 2 40%	-
Western Sydney Wanderers - Newcastle Jets 3:3 11.02.2024	104	54 / 29 53.7%	2	-	5 / 4 80%	1.35	18 / 14 77.8%	-	1 / 1 100%	16 / 10 62.5%	6 / 4 66.7%	-
Newcastle Jets - Melbourne Victory 1:1 03.02.2024	98	53 / 19 35.8%	1	-	5 / 3 60%	1.18	15 / 10 66.7%	-	1 / 1 100%	16 / 6 37.5%	5 / 2 40%	-
Newcastle Jets - Wellington Phoenix 1:2 27.01.2024	100	48 / 21 43.8%	-	-	2 / 0 0%	0.34	22 / 17 77.3%	2 / 0 0%	-	14 / 3 21.4%	5 / 1 20%	1 / 0
Newcastle Jets - Brisbane Roar 3:1 23.01.2024	69	45 / 21 46.7%	2	1	3 / 2 66.7%	0.73	21 / 14 66.7%	1 / 0 0%	-	12 / 3 25%	5 / 1 20%	-
Sydney - Newcastle Jets 4:0 19.01.2024	102	47 / 16 34%	-	-	1 / 0 0%	0.12	19 / 12 63.2%	-	-	17 / 4 23.5%	8 / 2 25%	-
Brisbane Roar - Newcastle Jets 3:2 14.01.2024	86	46 / 24 52.2%	1	-	4 / 2 50%	0.81	16 / 16 100%	-	2 / 0 0%	16 / 5 31.3%	6 / 2 33.3%	-
Newcastle Jets - Western United 2:0 30.12.2023	62	45 / 19 42.2%	-	-	3 / 2 66.7%	1.07	9 / 5 55.6%	-	1 / 1 100%	20 / 9 45%	11 / 5 45.5%	1 / 1
Adelaide United - Newcastle Jets 3:1 22.12.2023	85	67 / 29 43.3%	-	-	3 / 1 33.3%	0.83	22 / 18 81.8%	1 / 0 0%	1 / 1 100%	24 / 10 41.7%	8 / 1 12.5%	1 / 0
Newcastle Jets - Perth Glory 2:2 16.12.2023	81	36 / 20 55.6%	1	-	3 / 2 66.7%	1.25	17 / 13 76.5%	1 / 1 100%	-	11 / 5 45.5%	2 / 0 0%	-
Wellington Phoenix - Newcastle Jets 0:3 09.12.2023	79	32 / 18 56.3%	2	-	2 / 2 100%	1.00	14 / 13 92.9%	-	-	10 / 3 30%	-	-
Central Coast Mariners - Newcastle Jets 3:1 25.11.2023	67	38 / 18 47.4%	-	-	-	-	14 / 10 71.4%	-	2 / 2 100%	19 / 8 42.1%	2 / 0 0%	-
Western United - Newcastle Jets 0:1 11.11.2023	98	56 / 26 46.4%	1	-	1 / 1 100%	0.84	21 / 14 66.7%	1 / 0 0%	2 / 1 50%	24 / 11 45.8%	4 / 3 75%	-
Newcastle Jets - Western Sydney Wanderers 2:2 05.11.2023	89	55 / 27 49.1%	2	-	4 / 2 50%	0.78	21 / 18 85.7%	-	3 / 2 66.7%	20 / 7 35%	7 / 4 57.1%	1 / 0
Melbourne Victory - Newcastle Jets 5:3 29.10.2023	103	55 / 24 43.6%	-	-	1 / 0 0%	0.00	15 / 14 93.3%	2 / 2 100%	1 / 1 100%	22 / 9 40.9%	6 / 0 0%	-
Perth Glory - Newcastle Jets 2:2 22.10.2023	96	65 / 31 47.7%	1	-	3 / 1 33.3%	0.49	25 / 19 76%	-	1 / 0 0%	28 / 11 39.3%	10 / 1 10%	1 / 0
Newcastle Jets - Brisbane Roar 2:3 (E) 14.08.2023	65	44 / 22 50%	-	-	1 / 1 100%	0.06	18 / 16 88.9%	-	-	17 / 4 23.5%	4 / 0 0%	1 / 0
Atromitos - PAS Giannina 1:1 08.04.2023	81	57 / 21 36.8%	-	-	-	-	15 / 12 80%	-	2 / 2 100%	17 / 9 52.9%	7 / 3 42.9%	-
PAS Giannina - OFI 0:1 01.04.2023	14	5 / 2 40%	-	-	-	-	2 / 1 50%	1 / 0 0%	-	2 / 1 50%	1 / 1 100%	-
Aris - PAS Giannina 3:1 12.03.2023	13	10 / 1 10%	-	-	-	-	2 / 0 0%	-	-	2 / 1 50%	-	-
PAS Giannina - Volos NFC 0:1 05.03.2023	6	3 / 1 33.3%	-	-	-	-	1 / 1 100%	-	-	1 / 0 0%	-	-
OFI - PAS Giannina 0:0 04.02.2023	16	7 / 4 57.1%	-	-	-	-	1 / 1 100%	-	-	4 / 3 75%	1 / 1 100%	-
Panetolikos FC - PAS Giannina 1:1 20.01.2023	13	8 / 2 25%	-	-	-	-	2 / 2 100%	-	-	-	-	-
Levadiakos - PAS Giannina 1:3 07.01.2023	7	5 / 3 60%	-	-	-	-	2 / 2 100%	-	-	1 / 1 100%	-	-
PAS Giannina - AEK Athens 2:1 03.01.2023	7	3 / 0 0%	-	-	-	-	-	-	-	2 / 0 0%	1 / 0 0%	-
Lamia - PAS Giannina 1:1 29.12.2022	72	55 / 25 45.5%	-	-	2 / 0 0%	0.16	15 / 12 80%	-	-	24 / 12 50%	9 / 4 44.4%	-
PAS Giannina - Olympiacos Piraeus 2:2 21.12.2022	68	35 / 13 37.1%	-	-	-	-	7 / 5 71.4%	1 / 0 0%	1 / 1 100%	16 / 7 43.8%	3 / 1 33.3%	-
PAOK - PAS Giannina 2:0 05.11.2022	30	18 / 6 33.3%	-	-	-	-	3 / 3 100%	-	-	8 / 2 25%	1 / 0 0%	-
Atromitos - PAS Giannina 2:1 10.10.2022	12	4 / 1 25%	-	-	-	-	1 / 1 100%	-	-	1 / 0 0%	1 / 0 0%	-
PAS Giannina - Panetolikos FC 1:4 03.10.2022	73	35 / 12 34.3%	-	-	2 / 1 50%	0.52	14 / 10 71.4%	-	-	8 / 0 0%	2 / 0 0%	-
Panathinaikos - PAS Giannina 3:0 17.09.2022	29	21 / 11 52.4%	-	-	-	-	5 / 5 100%	-	-	9 / 5 55.6%	1 / 0 0%	-
PAS Giannina - Levadiakos 2:1 10.09.2022	28	26 / 11 42.3%	-	1	2 / 1 50%	0.28	5 / 4 80%	-	2 / 0 0%	14 / 6 42.9%	5 / 2 40%	-
AEK Athens - PAS Giannina 2:0 04.09.2022	19	9 / 3 33.3%	-	-	-	-	3 / 2 66.7%	-	-	5 / 1 20%	2 / 0 0%	-
Olympiacos Piraeus - PAS Giannina 2:0 21.08.2022	17	4 / 1 25%	-	-	-	-	2 / 1 50%	-	-	1 / 0 0%	-	-
Rodos - Ierapetras 1:2 09.03.2022	95	69 / 39 56.5%	-	-	2 / 1 50%	0.07	28 / 20 71.4%	2 / 0 0%	7 / 2 28.6%	33 / 18 54.5%	7 / 6 85.7%	-
Kifissia - Rodos 1:0 02.03.2022	99	78 / 27 34.6%	-	-	-	-	23 / 19 82.6%	2 / 0 0%	2 / 1 50%	29 / 7 24.1%	11 / 3 27.3%	-
Melbourne City - Newcastle Jets 1:2 10.06.2021	15	14 / 10 71.4%	1	-	1 / 1 100%	0.17	3 / 3 100%	-	-	8 / 6 75%	4 / 4 100%	-
Melbourne City - Newcastle Jets 3:1 29.04.2021	81	37 / 15 40.5%	-	-	1 / 0 0%	0.01	6 / 3 50%	-	-	25 / 11 44%	12 / 4 33.3%	-
Western United - Newcastle Jets 2:0 26.04.2021	72	48 / 27 56.3%	-	-	2 / 0 0%	0.21	23 / 19 82.6%	-	-	16 / 7 43.8%	4 / 2 50%	-
Macarthur - Newcastle Jets 2:2 18.04.2021	97	53 / 23 43.4%	-	-	1 / 1 100%	0.24	16 / 14 87.5%	1 / 1 100%	3 / 2 66.7%	29 / 8 27.6%	6 / 1 16.7%	1 / 0

## XG (EXPECTED GOALS)

A metric that assigns to every shot a probability (based on historical stats) of how likely it is to score from the position, type of assist, preceding events etc. A modern metric that allows to study the results of the matches with more stress on predictability of moments creation and less on pure luck.

## XA (EXPECTED ASSISTS)

xA value for a pass is a value of expected goals (xG) or the shot that this pass led to.

## ATTACK CONTRIBUTION (XGCHAIN)

A metric that assigns the xG value of a shot to every player that made any action in the attack that led to the shot. A general-purpose metric for attacking contribution.

## BUILD UP (XGBUILDUP)

xGChain not counting the xG value of the actual shot and the xA value of the shot assist. This metric is most useful to evaluate player contribution in deeper-lying playmaking or buildup play.

## CROSS

A ball played from a flank of the pitch aimed to find a teammate in the area in front of the goal.

## TOUCH IN PENALTY AREA

Any action that happens in the opponent penalty area.

## FORWARD / BACK / LATERAL PASS

Passes are quantified in quadrants of 45°. The passes to the side of the field with the length more than 12 meters are considered lateral.

## LONG PASS

A targeted or untargeted pass, longer than 45 meters for a ground pass or typically longer than 25 meters for high pass.

## THROUGH PASS

Direct pass in the empty space behind the defensive line or between two or more defenders, trying to put the attacking player alone against the goalkeeper.

## KEY PASS

An important intended pass that creates a clear opportunity for scoring a goal, which is then missed by the assisted player. The key pass means the player who made it is the main creator of the clear goal situation.

## SECOND / THIRD ASSIST

A second assist is a pass that immediately leads to an assist. A third assist is a pass that leads to a second assist. Not every assist is guaranteed to have second/third assists to it.

## PROGRESSIVE RUN

A run is considered progressive if the distance before the starting point and the last touch of the player is:

- 30 meters, if starting and finishing points there are in own half
- 15 meters, if starting and finishing points there are in other halves
- 10 meters, if starting and finishing points there are in opponent half

## PROGRESSIVE PASS

A pass that moves the ball considerably forward. The minimal requirement for a progressive path progression towards opponent goal is:

- 30 meters, if starting and finishing points there are in own half
- 15 meters, if starting and finishing points there are in other halves
- 10 meters, if starting and finishing points there are in opponent half

## DEEP COMPLETION

A pass (excluding crosses) that was received in a 20-meter radius from the opponent goal line.

## CARRY

A continuous ball control by one player.

## OFF THE BALL MOVEMENT

A significant movement without the ball in an empty space.

## DEFENSIVE DUEL

A duel that happened when opponent team was in the possession of the ball.

## OFFENSIVE DUEL

A duel that happened when the player was in the possession of the ball.

## DRIBBLE

An attempt to dribble past the opposite player. The player that has the possession of the ball is using his technique, vision, feints and false moves to pass the opposite player or to find a free zone for the next action.

## LOSS

Any action that ends a possession of the current team.

## DANGEROUS LOSS

A loss on own half that leads to a shot by the opponent within 20 seconds.

## RECOVERY

Any action that ends a possession of the opposition team (the last action of this possession is a loss) and starts a possession for current team.

## TRANSITION

Active change in the possession of the ball. Depending on what third of field it took place in, it's divided into Low, Medium and High.

## ATTACK

A possession that includes at least one action in opponent's final third.

## POSITIONAL ATTACK

Any open play (i.e., not from a set piece) attack that is not considered a counterattack.

## COUNTERATTACK

An attack that includes a quick transition, attempting to get advantage of the opponent being out of positions.

## ZONE 14

A piece of final third in front of penalty area. This area is most favourable to produce dangerous attacks.