



**Thijmen Goppel**  
Wehen Wiesbaden

Age  
**27**  
16.02.1997

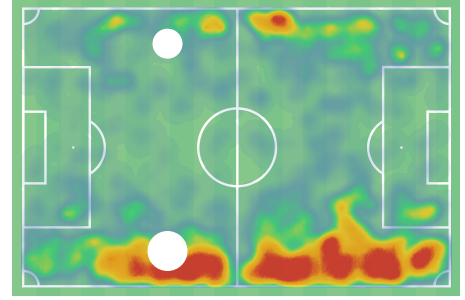
Birth country  
 Netherlands

Passport country  
 Netherlands

Strong foot  
 Right

Height  
**178**  
cm

Weight  
**73**  
kg



## CAREER OVERVIEW

### 2023/2024

	Team	Minutes played	Appearances / Starting lineup	Yellow / Red cards
2. Bundesliga	Wehen Wiesbaden	2363	32 / 26	4 / 0
Play-offs 2/3	Wehen Wiesbaden	154	2 / 2	0 / 0
DFB Pokal	Wehen Wiesbaden	68	1 / 1	1 / 0

### 2022/2023

3. Liga	Wehen Wiesbaden	1420	18 / 15	1 / 0
---------	-----------------	------	---------	-------

### 2021/2022

3. Liga	Wehen Wiesbaden	2604	35 / 30	4 / 0
DFB Pokal	Wehen Wiesbaden	45	1 / 1	1 / 0

### 2020/2021

Eerste Divisie	Roda JC	2606	34 / 27	1 / 0
Play-offs 1/2	Roda JC	189	2 / 2	1 / 0
KNVB Beker	Roda JC	26	1	0 / 0

### 2019/2020

Eerste Divisie	MVV	2088	25 / 22	1 / 0
Eredivisie	ADO Den Haag	237	4 / 3	0 / 0
KNVB Beker	MVV	90	1 / 1	0 / 0

### 2018/2019

Eredivisie	ADO Den Haag	484	22	1 / 0
------------	--------------	-----	----	-------

2017/2018

Team

Minutes  
playedAppearances /  
Starting lineupYellow /  
Red cards

Eredivisie



ADO Den Haag

743

15 / 9

0 / 0



### Recoveries

↓ Avg. per 90

1	<b>D. Wiebe</b> Eintracht Braunschweig	12.28
73	<b>T. Puchacz</b> Kaiserslautern	5.98
74	<b>R. Obermair</b> Paderborn	5.78
75	<b>M. El Hankouri</b> Magdeburg	5.65
76	<b>T. Goppel</b> Wehen Wiesbaden	5.48
77	<b>H. Zuck</b> Kaiserslautern	4.89
78	<b>L. Rosenboom</b> Holstein Kiel	4.57
79	<b>R. Leipertz</b> Paderborn	4.55

### Counterpressing recoveries

↓ Avg. per 90

1	<b>D. Wiebe</b> Eintracht Braunschweig	6.48
72	<b>L. Rosenboom</b> Holstein Kiel	2.51
73	<b>R. Leipertz</b> Paderborn	2.45
74	<b>T. Rothe</b> Holstein Kiel	2.37
75	<b>T. Goppel</b> Wehen Wiesbaden	2.32
76	<b>F. Ruschke</b> Hansa Rostock	2.29
77	<b>A. Nollenberger</b> Magdeburg	2.06
78	<b>J. Marx</b> Eintracht Braunschweig	2.03

### Defensive duels

↓ Avg. per 90

Success, %

1	<b>N. Oliveira Kisilowski</b> Hamburger SV	11.7	46.15
35	<b>F. Ronstadt</b> Kaiserslautern	6.63	65.22
36	<b>M. Zimmermann</b> Fortuna Düsseldorf	6.63	61.31
37	<b>W. Mikelbrencis</b> Hamburger SV	6.54	57.58
38	<b>T. Goppel</b> Wehen Wiesbaden	6.51	56.73
39	<b>T. Rothe</b> Holstein Kiel	6.48	55.45
40	<b>N. Neidhart</b> Hansa Rostock	6.42	54.26
41	<b>J. Dehm</b> Hannover 96	6.41	57.5

### Offensive duels

↓ Avg. per 90

Success, %

1	<b>N. Katterbach</b> Hamburger SV	11.16	45.16
10	<b>F. Muslija</b> Paderborn	8.55	47.33
11	<b>R. Leipertz</b> Paderborn	8.16	45.71
12	<b>I. Van der Brempt</b> Hamburger SV	8.12	56.5
13	<b>T. Goppel</b> Wehen Wiesbaden	7.62	34
14	<b>J. Sterner</b> Holstein Kiel	7.57	34.62
15	<b>A. Lucoqui</b> Hertha BSC, Eintracht Braunschweig	7.26	55.26
16	<b>E. Iyoha</b> Fortuna Düsseldorf	7.07	62.58

### Dribbles

↓ Avg. per 90

Success, %

1	<b>T. Puchacz</b> Kaiserslautern	6.32	56.44
4	<b>I. Van der Brempt</b> Hamburger SV	4.86	65.09
5	<b>F. Muslija</b> Paderborn	4.83	59.46
6	<b>E. Iyoha</b> Fortuna Düsseldorf	4.47	77.55
7	<b>T. Goppel</b> Wehen Wiesbaden	4.38	40.87
8	<b>K. Bennetts</b> Wehen Wiesbaden	4.2	72.22
9	<b>H. Vandermersch</b> Elversberg	3.97	55.45
10	<b>M. El Hankouri</b> Magdeburg	3.91	57.14

### Passes

↓ Avg. per 90

Accuracy, %

1	<b>M. Muheim</b> Hamburger SV	62.1	82.27
57	<b>S. Asta</b> Greuther Fürth	30.33	73.16
58	<b>F. Ronstadt</b> Kaiserslautern	30.29	80.95
59	<b>J. Zimmer</b> Kaiserslautern	29.5	72.15
60	<b>T. Goppel</b> Wehen Wiesbaden	29.48	72.09
61	<b>K. Bennetts</b> Wehen Wiesbaden	29.38	76.19
62	<b>B. Soppo</b> Schalke 04	29.1	75.93
63	<b>A. Donkor</b> Eintracht Braunschweig	28.92	73.44

### Crosses

↓ Avg. per 90

Accuracy, %

1	<b>K. Çalhanoğlu</b> Greuther Fürth	6.14	29.63
2	<b>A. Zehnter</b> Paderborn	5.77	33.82
3	<b>T. Goppel</b> Wehen Wiesbaden	5.56	28.77
4	<b>P. Heise</b> Karlsruher SC	4.91	41.28
5	<b>N. Gavory</b> Fortuna Düsseldorf	4.9	40.91
6	<b>A. Lucoqui</b> Hertha BSC, Eintracht Braunschweig	4.39	26.09
7	<b>D. Köhn</b> Hannover 96	4.14	24.72
8	<b>T. Puchacz</b> Kaiserslautern	3.91	46.4

### Average pass length, m

↓ Total

1	<b>J. Lang</b> Hansa Rostock	25.4
24	<b>H. Matriciani</b> Schalke 04	20.23
25	<b>H. Zuck</b> Kaiserslautern	20.11
26	<b>S. Asta</b> Greuther Fürth	20.09
27	<b>T. Goppel</b> Wehen Wiesbaden	20.08
28	<b>T. Rothe</b> Holstein Kiel	20.07
29	<b>S. Jung</b> Karlsruher SC	19.99
30	<b>T. Ouwejan</b> Schalke 04	19.98



### Progressive runs

		↓ Avg. per 90	Avg. progression, m
1	<b>F. Muslija</b> Paderborn	3.52	88.55
4	<b>T. Puchacz</b> Kaiserslautern	2.97	91.1
5	<b>E. Iyoha</b> Fortuna Düsseldorf	2.92	97.77
6	<b>M. Muheim</b> Hamburger SV	2.89	101.48
7	<b>T. Goppel</b> Wehen Wiesbaden	2.89	83.6
8	<b>N. Oliveira Kisilowski</b> Hamburger SV	2.7	80.12
9	<b>A. Nollenberger</b> Magdeburg	2.67	80.46
10	<b>A. Lucoqui</b> Hertha BSC, Eintracht Braunschweig	2.48	66.37

### Deep completions

		↓ Avg. per 90
1	<b>F. Muslija</b> Paderborn	1.96
5	<b>S. Muroya</b> Hannover 96	1.09
6	<b>B. Zolinski</b> Kaiserslautern	1.03
7	<b>L. Reis</b> Hamburger SV	1
8	<b>T. Goppel</b> Wehen Wiesbaden	0.99
9	<b>F. Ruschke</b> Hansa Rostock	0.98
10	<b>H. Zuck</b> Kaiserslautern	0.98
11	<b>R. Obermair</b> Paderborn	0.97

### Goals

		↓ Total	Avg. per 90	xG
1	<b>F. Muslija</b> Paderborn	7	0.46	3.41
7	<b>L. Reis</b> Hamburger SV	3	0.14	2.42
8	<b>D. Köhn</b> Hannover 96	3	0.14	2.07
9	<b>H. Bockhorn</b> Magdeburg	3	0.11	1.97
10	<b>T. Goppel</b> Wehen Wiesbaden	3	0.11	1.42
11	<b>J. Kenny</b> Hertha BSC	3	0.1	1.31
12	<b>M. Neubauer</b> Elversberg	3	0.09	1.45
13	<b>J. Sterner</b> Holstein Kiel	2	0.29	1.02

### Shots

		↓ Total	Avg. per 90	xG/Shot
1	<b>F. Muslija</b> Paderborn	45	2.94	0.08
7	<b>M. El Hankouri</b> Magdeburg	35	2.17	0.10
8	<b>R. Obermair</b> Paderborn	35	1.06	0.10
9	<b>D. Köhn</b> Hannover 96	33	1.53	0.06
10	<b>T. Goppel</b> Wehen Wiesbaden	31	1.18	0.05
11	<b>M. Saliakas</b> St. Pauli	31	0.97	0.05
12	<b>L. Reis</b> Hamburger SV	29	1.32	0.08
13	<b>E. Iyoha</b> Fortuna Düsseldorf	29	1.32	0.04

### Progressive passes

		↓ Avg. per 90	Avg. progression, m
1	<b>P. Heise</b> Karlsruher SC	12.52	296.35
61	<b>J. Marx</b> Eintracht Braunschweig	5.86	122.32
62	<b>P. Treu</b> St. Pauli	5.81	158.94
63	<b>L. Ritzka</b> St. Pauli	5.71	170.68
64	<b>T. Goppel</b> Wehen Wiesbaden	5.67	132.62
65	<b>D. Köhn</b> Hannover 96	5.63	107.74
66	<b>M. El Hankouri</b> Magdeburg	5.59	179.53
67	<b>S. van der Sloot</b> Schalke 04	5.51	159.21

### Deep completed crosses

		↓ Avg. per 90
1	<b>N. Gavory</b> Fortuna Düsseldorf	2
2	<b>P. Heise</b> Karlsruher SC	1.89
3	<b>A. Zehnter</b> Paderborn	1.78
4	<b>T. Puchacz</b> Kaiserslautern	1.75
5	<b>T. Goppel</b> Wehen Wiesbaden	1.6
6	<b>K. Çalhanoğlu</b> Greuther Fürth	1.59
7	<b>J. Marx</b> Eintracht Braunschweig	1.58
8	<b>T. Ouwejan</b> Schalke 04	1.48

### Assists

		↓ Total	Avg. per 90	xA
1	<b>P. Heise</b> Karlsruher SC	6	0.27	5.89
12	<b>F. Muslija</b> Paderborn	4	0.26	5.20
13	<b>F. Porath</b> Holstein Kiel	4	0.2	2.63
14	<b>M. Zimmermann</b> Fortuna Düsseldorf	4	0.16	2.18
15	<b>T. Goppel</b> Wehen Wiesbaden	4	0.15	3.38
16	<b>S. Asta</b> Greuther Fürth	4	0.12	1.79
17	<b>N. Gavory</b> Fortuna Düsseldorf	3	0.17	3.37
18	<b>S. Muroya</b> Hannover 96	3	0.16	3.09

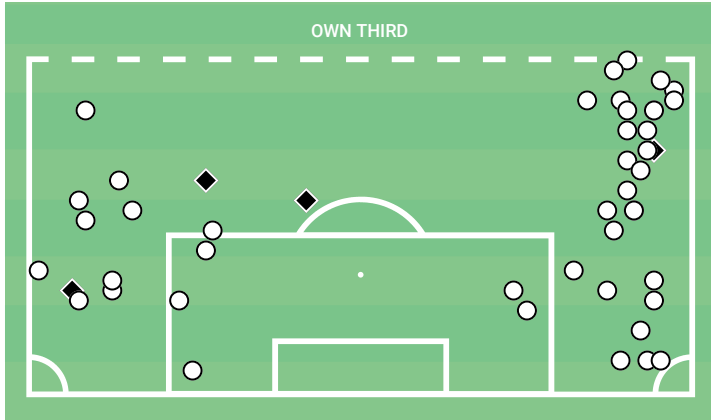
### Shot assists

		↓ Avg. per 90
1	<b>F. Muslija</b> Paderborn	2.41
28	<b>T. Uchino</b> Fortuna Düsseldorf	0.94
29	<b>O. Haddadi</b> Greuther Fürth	0.93
30	<b>K. Bennetts</b> Wehen Wiesbaden	0.93
31	<b>T. Goppel</b> Wehen Wiesbaden	0.91
32	<b>L. Rosenboom</b> Holstein Kiel	0.91
33	<b>S. Jung</b> Karlsruher SC	0.9
34	<b>F. Porath</b> Holstein Kiel	0.9

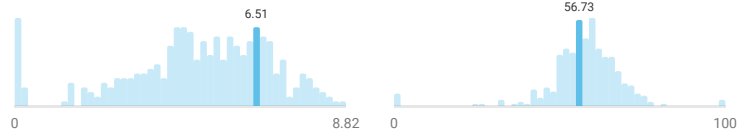


### Won defensive duels in own third

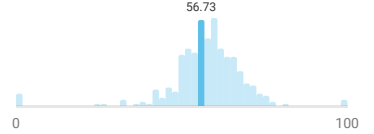
○ Defensive duel ■ Interception ◆ Sliding tackle



Defensive duels / 90



Defensive duels won, %

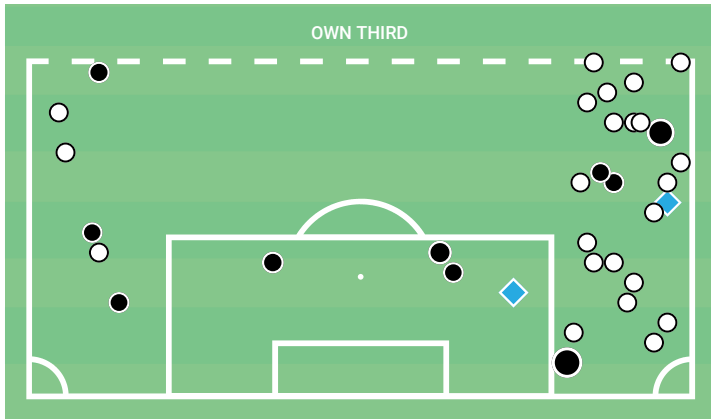


T. Goppel stats compared to other field players in the last year in 2. Bundesliga

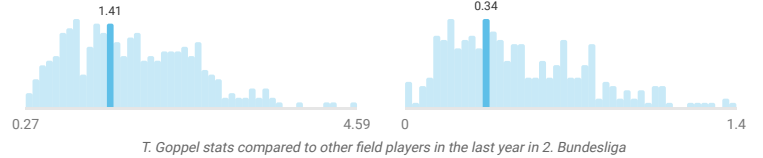
Zone	Won duels	Interceptions	Sliding tackles
Right flank	29	0	1
Left flank	10	0	1
Penalty area	5	0	0
Zone 14	3	0	2
<b>Total</b>	<b>47</b>	<b>0</b>	<b>4</b>

### Lost defensive duels in own third

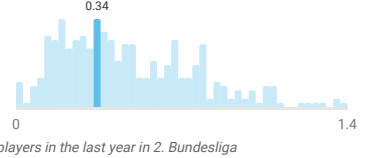
○ Duel ● With shot ◆ Goal □ Foul ■ Yellow card ■ Red card



Losses in own third / 90



Dangerous losses / 90

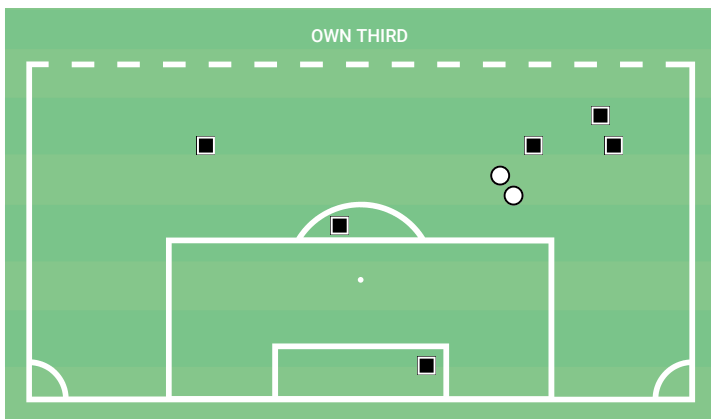


T. Goppel stats compared to other field players in the last year in 2. Bundesliga

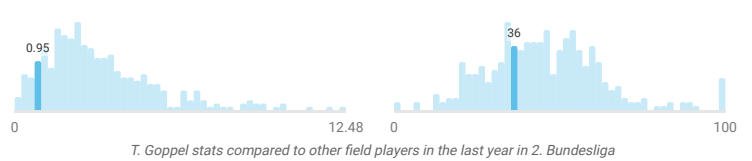
Zone	Lost duels	Shots after / on target	xG	Goals after
Right flank	25	5 / 3	1.16	1
Left flank	6	3 / 0	0.15	-
Penalty area	5	5 / 4	0.58	1
<b>Total</b>	<b>36</b>	<b>13 / 7</b>	<b>1.88</b>	<b>2</b>

### Aerial duels in own third

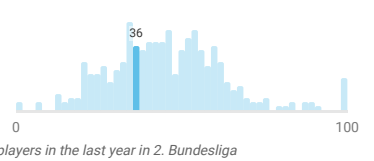
○ Won ■ Lost



Aerial duels / 90



Aerial duels won, %



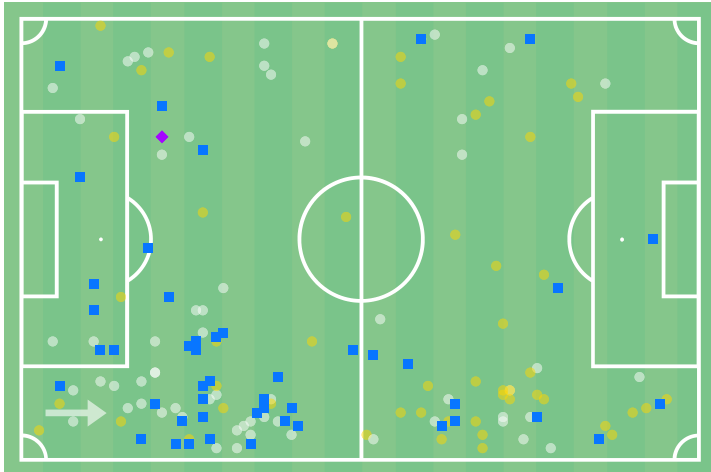
T. Goppel stats compared to other field players in the last year in 2. Bundesliga

Zone	Duels / won
Zone 14	5 / 2 40%
Right flank	2 / 0 0%
Penalty area	1 / 0 0%
<b>Total</b>	<b>8 / 2 25%</b>

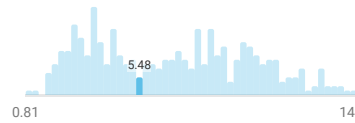


### Recoveries

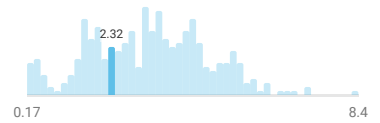
● Positioning ● Counterpressing ■ Interception ◆ Sliding tackle



Recoveries / 90



Counterpressing recoveries / 90

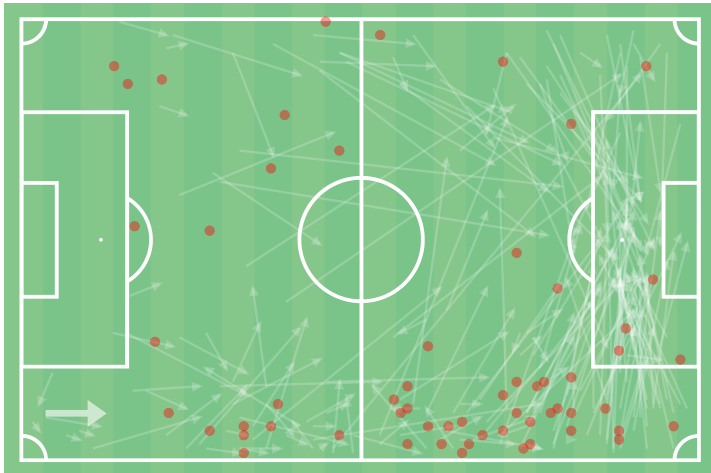


T. Goppel stats compared to other field players in the last year in 2. Bundesliga

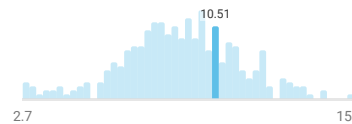
Third	Recoveries	Counterpressing	Interceptions	Sliding tackles
Own third	73	21	26	1
Central third	47	20	15	0
Final third	41	29	6	0
<b>Total</b>	<b>161</b>	<b>70</b>	<b>47</b>	<b>1</b>

### Losses

— Inaccurate pass ● Lost duel



Losses / 90



Losses index

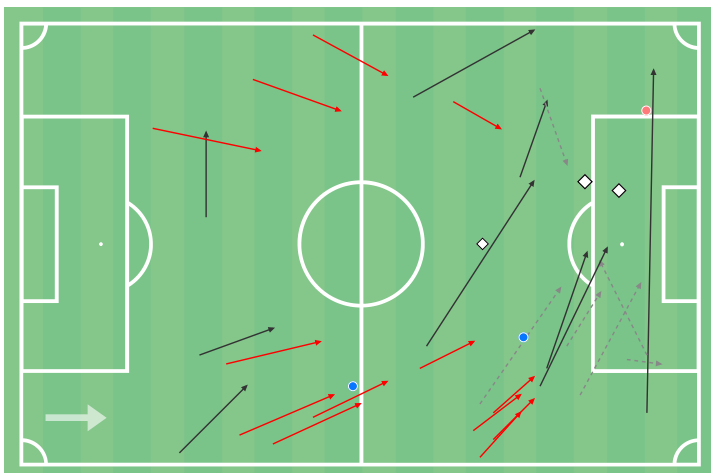


T. Goppel stats compared to other field players in the last year in 2. Bundesliga

Third	Losses
Own third	45
Central third	67
Final third	135
<b>Total</b>	<b>247</b>

### Actions in counterattacks

— Accurate pass - - Inaccurate pass — Acceleration ● Won dribble ● Lost dribble ◆ Shot



xGChain in counterattacks / 90



% of xGChain in counterattacks



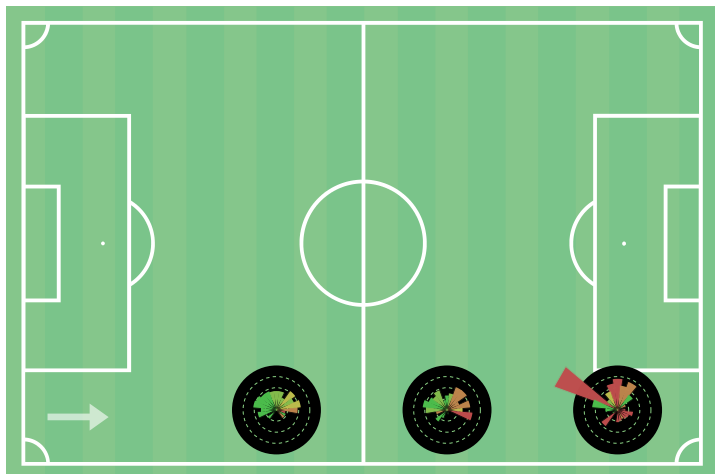
T. Goppel stats compared to other field players in the last year in 2. Bundesliga



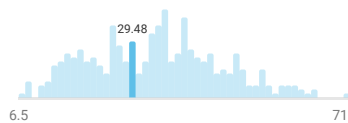
## Passing in key areas

Rays show directions and average pass length for zones with more than 10% of all passes

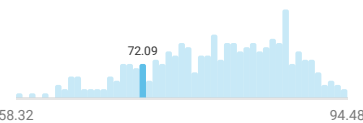
● Accuracy 0-50% ● 50-70% ● 70-80% ● 80-90% ● 90-100%



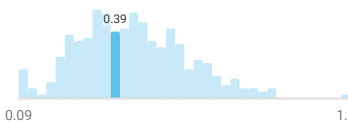
Passes / 90



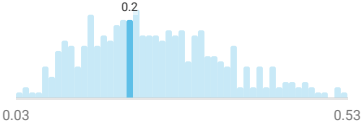
Pass accuracy, %



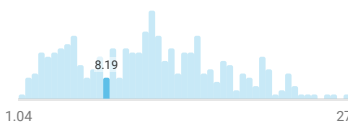
xGChain / 90



xGBuildup / 90



Forward passes / 90




Passes to final third / 90



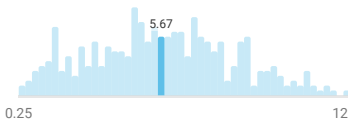
T. Goppel stats compared to other field players in the last year in 2. Bundesliga

## Ball progression

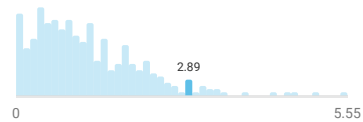
— Progressive pass — Progressive run



Progressive passes / 90



Progressive runs / 90



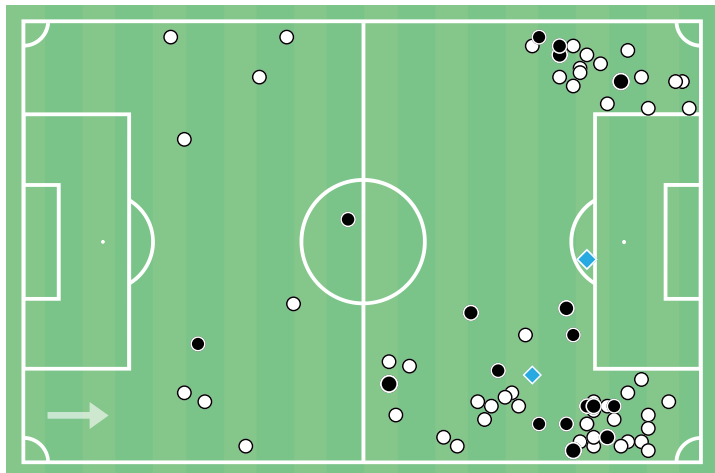
T. Goppel stats compared to other field players in the last year in 2. Bundesliga

Distance	Prog. passes / accurate
0-20m	71 / 39 54.9%
20-30m	52 / 46 88.5%
30-40m	36 / 36 100%
40m+	11 / 11 100%
<b>Total</b>	<b>170 / 132 77.6%</b>

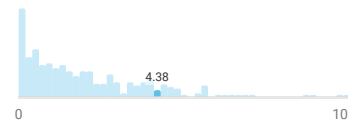
Events after prog. runs	
Loss	73.8%
Accurate pass	20.2%
Shot	2.4%
Goal	1.2%

## Dribbles

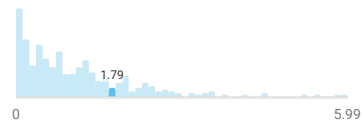
○ Kept possession ● Followed by a shot ◆ Followed by a goal



Dribbles / 90



Successful dribbles / 90



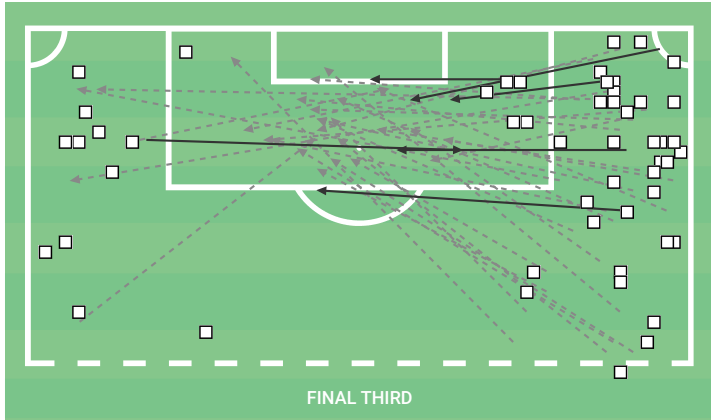
T. Goppel stats compared to other field players in the last year in 2. Bundesliga

Opponent position	Dribbles / kept possession	Shots after / on target	xG	Goals after
LB	24 / 16 66.7%	7 / 1	0.36	-
CB	24 / 14 58.3%	4 / 2	0.46	-
LWB	18 / 12 66.7%	3 / 2	0.15	1
CMF	18 / 8 44.4%	1 / 0	<0.01	-
RWB	9 / 4 44.4%	2 / 2	0.24	-
<b>Total</b>	<b>121 / 74 61.2%</b>	<b>20 / 8</b>	<b>1.54</b>	<b>2</b>



### Crosses

□ Unsuccessful -- High cross — Ground cross

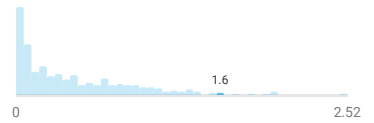


Flank	Crosses / successful	Ground crosses / cutbacks	xA	Assists
Left	15 / 3 20%	2 / 0 0.13	-	-
Right	71 / 31 43.7%	15 / 2 1.04	1	-
<b>Total</b>	<b>86 / 34 39.5%</b>	<b>17 / 2 1.18</b>	<b>1</b>	<b>1</b>

Crosses / 90



Accurate crosses / 90

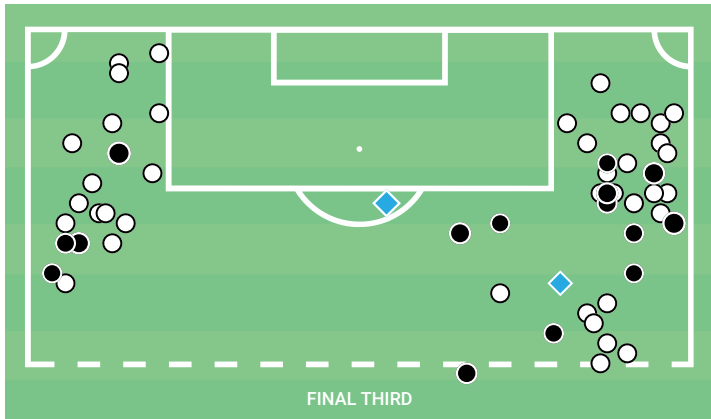


T. Goppel stats compared to other field players in the last year in 2. Bundesliga

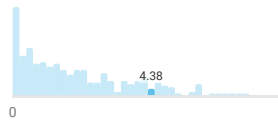
Receiver	Crosses / ground	Shot assists	xA	Assists
I. Prtajin	13 / 2	6	0.55	-
N. Agrafiotis	4 / 1	1	0.13	-
Lee Hyun-Ju	4 / 1	1	0.33	1
F. Kovačević	3 / 0	-	-	-
S. Mockenhaupt	2 / 1	-	-	-
M. Mathisen	2 / 0	1	0.03	-
R. Heußer	2 / 0	-	-	-
L. Günther	2 / 0	-	-	-

### Dribbles in final third

○ Kept possession ● Followed by a shot ◆ Followed by a goal



Dribbles / 90



Successful dribbles / 90

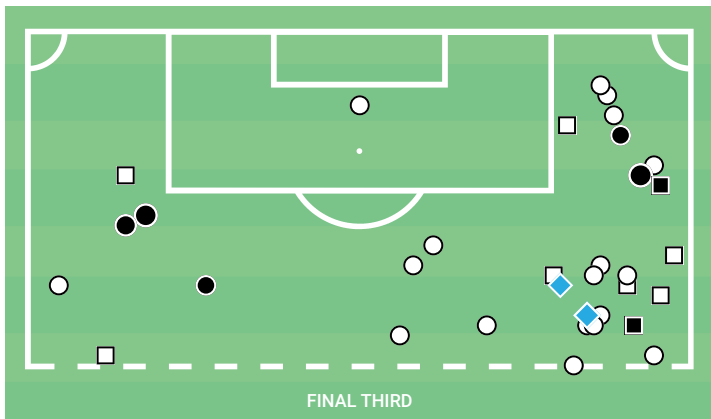


T. Goppel stats compared to other field players in the last year in 2. Bundesliga

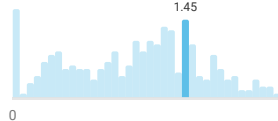
Opponent position	Dribbles / kept possession	Shots after / on target	xG	Goals after
LB	18 / 14 77.8%	6 / 1 0.35	-	-
LWB	16 / 11 68.8%	3 / 2 0.15	1	-
CB	15 / 9 60%	2 / 2 0.21	-	-
RWB	8 / 4 50%	2 / 2 0.24	-	-
CMF	8 / 4 50%	1 / 0 <0.01	-	-
<b>Total</b>	<b>84 / 58 69%</b>	<b>17 / 8 1.28</b>	<b>2</b>	<b>2</b>

### Recoveries in final third

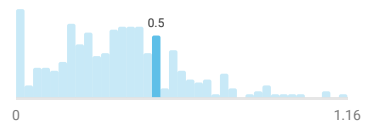
○ Counterpressing □ Positional pressing ● With shot ◆ Goal



Recoveries in final third / 90



Dangerous recoveries / 90



T. Goppel stats compared to other field players in the last year in 2. Bundesliga

Zone	Recoveries	Shots after / on target	xG	Goals after
Right flank	22	6 / 2 0.42	2	-
Zone 14	6	1 / 0 0.03	-	-
Left flank	5	2 / 0 0.34	-	-
Penalty area	1	-	-	-
<b>Total</b>	<b>34</b>	<b>9 / 2 0.80</b>	<b>2</b>	<b>2</b>





Match	Minutes played	Total actions / successful	Goals	Assists	Shots / on target	xG	Passes / accurate	Crosses / accurate	Dribbles / successful	Duels / won	Aerial duels / won	Yellow / Red cards
Wehen Wiesbaden - Jahn Regensburg 1:2 28.05.2024	70	56 / 30 53.6%	-	-	2 / 0 0%	0.10	29 / 22 75.9%	5 / 4 80%	6 / 2 33.3%	15 / 6 40%	-	-
Jahn Regensburg - Wehen Wiesbaden 2:2 24.05.2024	84	47 / 27 57.4%	-	-	-	-	29 / 20 69%	5 / 1 20%	4 / 2 50%	15 / 6 40%	-	-
Wehen Wiesbaden - St. Pauli 1:2 19.05.2024	48	32 / 17 53.1%	-	-	1 / 1 100%	0.04	13 / 10 76.9%	1 / 1 100%	2 / 2 100%	13 / 6 46.2%	1 / 1 100%	1 / 0
Eintracht Braunschweig - Wehen Wiesbaden 1:0 12.05.2024	82	50 / 25 50%	-	-	2 / 1 50%	0.08	25 / 19 76%	1 / 0 0%	2 / 0 0%	16 / 5 31.3%	1 / 0 0%	-
Wehen Wiesbaden - Holstein Kiel 0:1 05.05.2024	87	66 / 44 66.7%	-	-	3 / 1 33.3%	0.12	35 / 27 77.1%	9 / 2 22.2%	6 / 4 66.7%	19 / 13 68.4%	1 / 0 0%	-
Wehen Wiesbaden - Greuther Fürth 3:5 28.04.2024	30	19 / 10 52.6%	-	-	-	-	11 / 6 54.5%	-	-	4 / 3 75%	2 / 1 50%	-
Kaiserslautern - Wehen Wiesbaden 1:1 20.04.2024	31	17 / 8 47.1%	-	-	-	-	9 / 6 66.7%	4 / 1 25%	1 / 0 0%	6 / 2 33.3%	1 / 0 0%	-
Hansa Rostock - Wehen Wiesbaden 3:1 05.04.2024	33	8 / 4 50%	-	-	-	-	3 / 3 100%	-	-	3 / 1 33.3%	-	-
Wehen Wiesbaden - Osnabrück 0:1 31.03.2024	63	46 / 20 43.5%	-	-	2 / 0 0%	0.09	24 / 15 62.5%	9 / 3 33.3%	4 / 1 25%	12 / 5 41.7%	-	1 / 0
Hamburger SV - Wehen Wiesbaden 3:0 17.03.2024	80	52 / 24 46.2%	-	-	1 / 1 100%	0.07	25 / 17 68%	6 / 2 33.3%	1 / 0 0%	16 / 5 31.3%	1 / 0 0%	-
Wehen Wiesbaden - Hannover 96 1:1 09.03.2024	77	42 / 26 61.9%	-	-	1 / 0 0%	0.03	28 / 22 78.6%	4 / 1 25%	1 / 0 0%	8 / 3 37.5%	-	-
Elversberg - Wehen Wiesbaden 0:3 03.03.2024	91	64 / 35 54.7%	1	-	2 / 1 50%	0.16	38 / 25 65.8%	5 / 1 20%	5 / 1 20%	15 / 5 33.3%	1 / 0 0%	-
Wehen Wiesbaden - Paderborn 1:2 23.02.2024	39	34 / 19 55.9%	-	-	-	-	21 / 16 76.2%	6 / 3 50%	2 / 1 50%	5 / 2 40%	2 / 1 50%	-
Schalke 04 - Wehen Wiesbaden 1:0 17.02.2024	69	49 / 27 55.1%	-	-	1 / 0 0%	0.01	27 / 21 77.8%	3 / 1 33.3%	3 / 3 100%	17 / 6 35.3%	2 / 1 50%	-
Wehen Wiesbaden - Nürnberg 1:1 09.02.2024	87	50 / 26 52%	-	1	-	-	25 / 15 60%	7 / 1 14.3%	3 / 2 66.7%	16 / 8 50%	-	-
Karlsruher SC - Wehen Wiesbaden 2:2 02.02.2024	100	54 / 23 42.6%	-	-	1 / 1 100%	0.01	28 / 19 67.9%	8 / 3 37.5%	4 / 2 50%	9 / 3 33.3%	-	-
Wehen Wiesbaden - Hertha BSC 3:1 27.01.2024	88	63 / 28 44.4%	1	-	3 / 1 33.3%	0.21	30 / 20 66.7%	5 / 1 20%	2 / 1 50%	13 / 4 30.8%	-	-
Magdeburg - Wehen Wiesbaden 1:0 21.01.2024	97	56 / 28 50%	-	-	2 / 1 50%	0.09	25 / 17 68%	4 / 2 50%	5 / 1 20%	16 / 7 43.8%	1 / 1 100%	1 / 0
St. Pauli - Wehen Wiesbaden 1:1 17.12.2023	76	43 / 18 41.9%	-	-	-	-	14 / 10 71.4%	3 / 1 33.3%	2 / 1 50%	20 / 7 35%	3 / 0 0%	-
Wehen Wiesbaden - Eintracht Braunschweig 1:3 08.12.2023	96	66 / 34 51.5%	-	-	-	-	39 / 26 66.7%	10 / 2 20%	3 / 1 33.3%	15 / 8 53.3%	3 / 2 66.7%	-
Holstein Kiel - Wehen Wiesbaden 3:2 02.12.2023	102	47 / 26 55.3%	-	-	2 / 0 0%	0.01	22 / 17 77.3%	6 / 1 16.7%	6 / 3 50%	16 / 7 43.8%	-	-
Greuther Fürth - Wehen Wiesbaden 2:0 26.11.2023	96	60 / 29 48.3%	-	-	-	-	27 / 18 66.7%	3 / 2 66.7%	4 / 2 50%	20 / 9 45%	-	1 / 0
Wehen Wiesbaden - Kaiserslautern 2:1 12.11.2023	76	57 / 33 57.9%	1	-	1 / 1 100%	0.02	28 / 22 78.6%	5 / 1 20%	6 / 2 33.3%	22 / 10 45.5%	2 / 1 50%	-
Fortuna Düsseldorf - Wehen Wiesbaden 1:3 03.11.2023	74	57 / 37 64.9%	-	1	2 / 1 50%	0.06	29 / 22 75.9%	5 / 1 20%	5 / 4 80%	15 / 9 60%	-	-
Wehen Wiesbaden - Hansa Rostock 1:0 29.10.2023	80	66 / 43 65.2%	-	-	1 / 1 100%	0.12	31 / 29 93.5%	4 / 2 50%	4 / 2 50%	27 / 11 40.7%	2 / 0 0%	-
Osnabrück - Wehen Wiesbaden 0:2 21.10.2023	81	58 / 35 60.3%	-	1	1 / 0 0%	0.11	29 / 22 75.9%	4 / 0 0%	7 / 2 28.6%	18 / 9 50%	1 / 0 0%	-
Stuttgart - Wehen Wiesbaden 5:1 12.10.2023	32	15 / 7 46.7%	-	-	-	-	9 / 5 55.6%	3 / 0 0%	1 / 0 0%	5 / 2 40%	-	-
Wehen Wiesbaden - Hamburger SV 1:1 07.10.2023	78	42 / 16 38.1%	-	-	1 / 0 0%	0.00	12 / 6 50%	4 / 0 0%	2 / 1 50%	16 / 8 50%	-	-
Hannover 96 - Wehen Wiesbaden 2:0 30.09.2023	100	66 / 39 59.1%	-	-	-	-	35 / 26 74.3%	7 / 3 42.9%	9 / 4 44.4%	21 / 9 42.9%	-	-
Wehen Wiesbaden - RB Leipzig 2:3 27.09.2023	68	42 / 20 47.6%	-	-	-	-	22 / 14 63.6%	3 / 0 0%	6 / 2 33.3%	13 / 2 15.4%	-	1 / 0
Wehen Wiesbaden - Elversberg 0:2 23.09.2023	100	62 / 31 50%	-	-	-	-	32 / 20 62.5%	9 / 3 33.3%	9 / 3 33.3%	20 / 7 35%	-	-
Paderborn - Wehen Wiesbaden 2:1 15.09.2023	102	91 / 50 54.9%	-	1	2 / 1 50%	0.14	48 / 35 72.9%	5 / 0 0%	8 / 2 25%	28 / 11 39.3%	-	-
Eintracht Frankfurt - Wehen Wiesbaden 3:1 07.09.2023	61	39 / 23 59%	-	-	1 / 0 0%	0.01	19 / 16 84.2%	1 / 0 0%	3 / 2 66.7%	8 / 4 50%	1 / 0 0%	-
Nürnberg - Wehen Wiesbaden 2:1 27.08.2023	52	40 / 21 52.5%	-	-	-	-	24 / 19 79.2%	3 / 2 66.7%	1 / 0 0%	9 / 1 11.1%	-	-
Wehen Wiesbaden - Karlsruher SC 1:0 18.08.2023	32	15 / 7 46.7%	-	-	-	-	7 / 5 71.4%	2 / 1 50%	1 / 0 0%	2 / 0 0%	-	-
Hertha BSC - Wehen Wiesbaden 0:1 04.08.2023	47	25 / 12 48%	-	-	1 / 1 100%	0.04	14 / 9 64.3%	1 / 0 0%	2 / 1 50%	8 / 2 25%	1 / 1 100%	-
Wehen Wiesbaden - Magdeburg 1:1 29.07.2023	69	42 / 20 47.6%	-	-	1 / 0 0%	0.00	16 / 14 87.5%	3 / 1 33.3%	5 / 1 20%	18 / 5 27.8%	-	-
Osnabrück - Wehen Wiesbaden 4:1 25.02.2023	77	62 / 29 46.8%	-	-	1 / 0 0%	0.01	35 / 20 57.1%	12 / 4 33.3%	8 / 5 62.5%	16 / 9 56.3%	-	-
Wehen Wiesbaden - Erzgebirge Aue 1:2 17.02.2023	73	45 / 18 40%	-	-	-	-	19 / 13 68.4%	8 / 5 62.5%	8 / 2 25%	17 / 5 29.4%	-	-
Bayreuth - Wehen Wiesbaden 2:3 12.02.2023	91	93 / 56 60.2%	-	-	1 / 0 0%	0.02	52 / 39 75%	12 / 5 41.7%	11 / 6 54.5%	25 / 14 56%	2 / 2 100%	-
Wehen Wiesbaden - Viktoria Köln 1:1 04.02.2023	99	69 / 34 49.3%	-	1	-	-	39 / 25 64.1%	11 / 5 45.5%	6 / 1 16.7%	22 / 8 36.4%	2 / 1 50%	-
Borussia Dortmund II - Wehen Wiesbaden 0:1 29.01.2023	82	78 / 35 44.9%	-	-	-	-	34 / 17 50%	11 / 5 45.5%	8 / 5 62.5%	33 / 16 48.5%	1 / 1 100%	-
Hallescher FC - Wehen Wiesbaden 2:3 22.01.2023	71	44 / 28 63.6%	1	-	2 / 1 50%	0.23	25 / 18 72%	5 / 1 20%	3 / 3 100%	12 / 8 66.7%	-	1 / 0
Wehen Wiesbaden - Elversberg 1:0 14.01.2023	95	82 / 37 45.1%	1	-	2 / 2 100%	0.37	30 / 13 43.3%	14 / 3 21.4%	12 / 8 66.7%	26 / 15 57.7%	2 / 1 50%	-
Wehen Wiesbaden - Darmstadt 98 1:1 07.01.2023	67	56 / 31 55.4%	-	-	2 / 1 50%	0.09	26 / 14 53.8%	7 / 2 28.6%	10 / 7 70%	21 / 15 71.4%	2 / 1 50%	-
Verl - Wehen Wiesbaden 1:1 12.11.2022	14	12 / 9 75%	-	-	-	-	6 / 4 66.7%	3 / 1 33.3%	2 / 2 100%	4 / 4 100%	-	-
Wehen Wiesbaden - Dynamo Dresden 1:0 08.11.2022	49	25 / 7 28%	-	-	1 / 0 0%	0.01	9 / 5 55.6%	3 / 1 33.3%	2 / 1 50%	7 / 3 42.9%	1 / 0 0%	-
Meppen - Wehen Wiesbaden 0:3 04.11.2022	13	3 / 2 66.7%	-	1	-	-	2 / 2 100%	1 / 1 100%	-	-	-	-
Wehen Wiesbaden - Freiburg II 3:1 10.09.2022	88	62 / 37 59.7%	-	1	1 / 0 0%	0.02	32 / 25 78.1%	10 / 6 60%	8 / 6 75%	19 / 12 63.2%	-	-
Saarbrücken - Wehen Wiesbaden 2:2 05.09.2022	96	70 / 43 61.4%	-	-	1 / 0 0%	0.01	44 / 29 65.9%	12 / 4 33.3%	5 / 4 80%	13 / 8 61.5%	-	-

## XG (EXPECTED GOALS)

A metric that assigns to every shot a probability (based on historical stats) of how likely it is to score from the position, type of assist, preceding events etc. A modern metric that allows to study the results of the matches with more stress on predictability of moments creation and less on pure luck.

## XA (EXPECTED ASSISTS)

xA value for a pass is a value of expected goals (xG) or the shot that this pass led to.

## ATTACK CONTRIBUTION (XGCHAIN)

A metric that assigns the xG value of a shot to every player that made any action in the attack that led to the shot. A general-purpose metric for attacking contribution.

## BUILD UP (XGBUILDUP)

xGChain not counting the xG value of the actual shot and the xA value of the shot assist. This metric is most useful to evaluate player contribution in deeper-lying playmaking or buildup play.

## CROSS

A ball played from a flank of the pitch aimed to find a teammate in the area in front of the goal.

## TOUCH IN PENALTY AREA

Any action that happens in the opponent penalty area.

## FORWARD / BACK / LATERAL PASS

Passes are quantified in quadrants of 45°. The passes to the side of the field with the length more than 12 meters are considered lateral.

## LONG PASS

A targeted or untargeted pass, longer than 45 meters for a ground pass or typically longer than 25 meters for high pass.

## THROUGH PASS

Direct pass in the empty space behind the defensive line or between two or more defenders, trying to put the attacking player alone against the goalkeeper.

## KEY PASS

An important intended pass that creates a clear opportunity for scoring a goal, which is then missed by the assisted player. The key pass means the player who made it is the main creator of the clear goal situation.

## SECOND / THIRD ASSIST

A second assist is a pass that immediately leads to an assist. A third assist is a pass that leads to a second assist. Not every assist is guaranteed to have second/third assists to it.

## PROGRESSIVE RUN

A run is considered progressive if the distance before the starting point and the last touch of the player is:

- 30 meters, if starting and finishing points there are in own half
- 15 meters, if starting and finishing points there are in other halves
- 10 meters, if starting and finishing points there are in opponent half

## PROGRESSIVE PASS

A pass that moves the ball considerably forward. The minimal requirement for a progressive path progression towards opponent goal is:

- 30 meters, if starting and finishing points there are in own half
- 15 meters, if starting and finishing points there are in other halves
- 10 meters, if starting and finishing points there are in opponent half

## DEEP COMPLETION

A pass (excluding crosses) that was received in a 20-meter radius from the opponent goal line.

## CARRY

A continuous ball control by one player.

## OFF THE BALL MOVEMENT

A significant movement without the ball in an empty space.

## DEFENSIVE DUEL

A duel that happened when opponent team was in the possession of the ball.

## OFFENSIVE DUEL

A duel that happened when the player was in the possession of the ball.

## DRIBBLE

An attempt to dribble past the opposite player. The player that has the possession of the ball is using his technique, vision, feints and false moves to pass the opposite player or to find a free zone for the next action.

## LOSS

Any action that ends a possession of the current team.

## DANGEROUS LOSS

A loss on own half that leads to a shot by the opponent within 20 seconds.

## RECOVERY

Any action that ends a possession of the opposition team (the last action of this possession is a loss) and starts a possession for current team.

## TRANSITION

Active change in the possession of the ball. Depending on what third of field it took place in, it's divided into Low, Medium and High.

## ATTACK

A possession that includes at least one action in opponent's final third.

## POSITIONAL ATTACK

Any open play (i.e., not from a set piece) attack that is not considered a counterattack.

## COUNTERATTACK

An attack that includes a quick transition, attempting to get advantage of the opponent being out of positions.

## ZONE 14

A piece of final third in front of penalty area. This area is most favourable to produce dangerous attacks.